










































































## 12 100m Freestyle Men Final

Official

Rank	Competitor	Age	Club	RT	PTS	Result
1	 Liam Curling	16		0.62		<b>50.76</b> Entry: 50.82 <span style="color: green;">-0.06</span>
	50m: 24.25 100m: 50.76 (26.51)					
2	 Grayson Coult	14		0.63		<b>51.61</b> 14yrs NZR Entry: 53.00 <span style="color: green;">-1.39</span>
	50m: 24.89 100m: 51.61 (26.72)					
3	 Sam Skidmore	16		0.63		<b>52.23</b> Entry: 52.58 <span style="color: green;">-0.35</span>
	50m: 24.72 100m: 52.23 (27.51)					
4	 Donald Tian	15		0.62		<b>52.38</b> Entry: 54.05 <span style="color: green;">-1.67</span>
	50m: 24.83 100m: 52.38 (27.55)					
5	 Charlie Dickiso	15		0.65		<b>52.41</b> Entry: 54.90 <span style="color: green;">-2.49</span>
	50m: 25.63 100m: 52.41 (26.78)					
6	 Leo English	16		0.67		<b>53.15</b> Entry: 54.67 <span style="color: green;">-1.52</span>
	50m: 25.87 100m: 53.15 (27.28)					
7	 Samuel Lang ('	16		0.67		<b>53.33</b> Entry: 53.49 <span style="color: green;">-0.16</span>
	50m: 25.64 100m: 53.33 (27.69)					
8	 Sean Burke	16		0.71		<b>53.35</b> Entry: 54.45 <span style="color: green;">-1.10</span>
	50m: 25.33 100m: 53.35 (28.02)					
9	 William Tye	15		0.66		<b>53.78</b> Entry: 54.85 <span style="color: green;">-1.07</span>
	50m: 25.64 100m: 53.78 (28.14)					
10	 Kase Glintmey	15		0.64		<b>54.22</b> Entry: 55.27 <span style="color: green;">-1.05</span>
	50m: 25.95 100m: 54.22 (28.27)					
11	 Daniel Ecclest	16		0.65		<b>54.44</b> Entry: 55.03 <span style="color: green;">-0.59</span>
	50m: 26.19 100m: 54.44 (28.25)					
12	 Oscar Pederse	16		0.70		<b>54.65</b> Entry: 55.03 <span style="color: green;">-0.38</span>
	50m: 26.06 100m: 54.65 (28.59)					
13	 Tyler Lushkott	15		0.65		<b>54.76</b> Entry: 55.00 <span style="color: green;">-0.24</span>
	50m: 26.46 100m: 54.76 (28.30)					

14	 Luke Thompson	15		0.58	<b>54.84</b> Entry: 55.80 <b>-0.96</b>
	50m: 26.29 100m: 54.84 (28.55)				
15	 YiFan Zhang	15		0.67	<b>54.91</b> Entry: 54.98 <b>-0.07</b>
	50m: 26.18 100m: 54.91 (28.73)				
16	 Connor Webby	16		0.67	<b>55.01</b> Entry: 55.22 <b>-0.21</b>
	50m: 26.67 100m: 55.01 (28.34)				
17	 Zandre Herbst	15		0.70	<b>55.03</b> Entry: 56.00 <b>-0.97</b>
	50m: 25.95 100m: 55.03 (29.08)				
18	 Thaddeus (V) 卜	16		0.59	<b>55.22</b> Entry: 54.76 <b>+0.46</b>
	50m: 26.73 100m: 55.22 (28.49)				
19	 Noah Lomas	14		0.68	<b>55.23</b> Entry: 56.32 <b>-1.09</b>
	50m: 26.41 100m: 55.23 (28.82)				
20	 James Willson	16		0.66	<b>55.37</b> Entry: 55.46 <b>-0.09</b>
	50m: 26.52 100m: 55.37 (28.85)				
21	 Dominic Bartor	14		0.67	<b>55.46</b> Entry: 55.33 <b>+0.13</b>
	50m: 25.79 100m: 55.46 (29.67)				
22	 Malachy Adam	13		0.74	<b>55.97</b> Entry: 57.34 <b>-1.37</b>
	50m: 27.22 100m: 55.97 (28.75)				
23	 Everett William	15		0.69	<b>56.19</b> Entry: 56.09 <b>+0.10</b>
	50m: 26.30 100m: 56.19 (29.89)				
24	 Zachary Hortor	14		0.70	<b>56.58</b> Entry: 56.62 <b>-0.04</b>
	50m: 26.98 100m: 56.58 (29.60)				
25	 Simiosi Tukia	15		0.75	<b>56.92</b> Entry: 56.02 <b>+0.90</b>
	50m: 26.62 100m: 56.92 (30.30)				
26	 Charles Hames	14		0.64	<b>56.93</b> Entry: 57.03 <b>-0.10</b>
	50m: 26.85 100m: 56.93 (30.08)				
27	 William Sun	13		0.68	<b>57.50</b> Entry: 59.24 <b>-1.74</b>
	50m: 27.85 100m: 57.50 (29.65)				
28	 Kymani Leca (A)	13		0.59	<b>57.55</b> Entry: 58.31 <b>-0.76</b>
	50m: 27.51 100m: 57.55 (30.04)				
29	 Manson Meng	14		0.63	<b>57.66</b> Entry: 56.69 <b>+0.97</b>

50m: 26.27 100m: 57.66 (31.39)

30	 Seamus Avery	14		0.76	<b>58.33</b> Entry: 57.49 <b>+0.84</b>
	50m: 27.17 100m: 58.33 (31.16)				
31	 Benji McLean	14		0.74	<b>58.35</b> Entry: 57.06 <b>+1.29</b>
	50m: 26.91 100m: 58.35 (31.44)				
32	 Lucas Wang	13		0.53	<b>58.60</b> Entry: 1:00.22 <b>-1.62</b>
	50m: 28.04 100m: 58.60 (30.56)				
33	 Andrea Tesini (	13		0.66	<b>58.70</b> Entry: 58.79 <b>-0.09</b>
	50m: 27.99 100m: 58.70 (30.71)				
34	 Fletcher Cumr	13		0.70	<b>58.99</b> Entry: 1:01.25 <b>-2.26</b>
	50m: 28.47 100m: 58.99 (30.52)				
35	 Konrad Artz	13		0.56	<b>59.76</b> Entry: 1:00.28 <b>-0.52</b>
	50m: 28.66 100m: 59.76 (31.10)				
36	 Jimmy Ward	13		0.71	<b>59.93</b> Entry: 1:00.16 <b>-0.23</b>
	50m: 28.67 100m: 59.93 (31.26)				
37	 Cooper Ketch	14		0.69	<b>1:00.59</b> Entry: 57.13 <b>+3.46</b>
	50m: 27.65 100m: 1:00.59 (32.94)				
38	 James Zhang	14		0.72	<b>1:01.02</b> Entry: 57.50 <b>+3.52</b>
	50m: 27.39 100m: 1:01.02 (33.63)				
39	 William Zhang	13		0.57	<b>1:01.15</b> Entry: 1:02.64 <b>-1.49</b>
	50m: 28.90 100m: 1:01.15 (32.25)				